



September 2023

### Upcoming Dates

- **September 10**  
Randy Hale Demo
- **September 11–13**  
Randy Hale Workshop
- **September 23**  
Carol Sue Witt: *Juicy Fruit ~ Let's paint it!*
- **September 30**  
Bookworms at Eileen Pectorius'
- **October 1 —29**  
Waterloo Watercolor Group 46 Annual Fall Exhibition 2023
- **October 14**  
One Day Workshop:  
Janet Brooks: *Basic Watercolor Techniques*
- **November 11**  
One Day Workshop—  
Rashmi Thakur: *Painting Animals*
- **November 18**  
Bookworms at Eileen Pectorius' at 9:30
- **April 15–17, 2024**  
Ric Detinger workshop. Demo April 14.

Banner art courtesy of  
Eddie Sutherland



## The Waterloo Watercolor Group Newsletter

### Waterloo Message— Colette Sirhal

Dear WWG members,  
Labor Day signals the end of our summer travels, out-of-town visitors and various summer activities and redirects us back to our routines. It's the perfect time to explore some creative exercises that will re-energize our imagination and our painting. Two clever ideas sure to inspire come from Martha Paisley Ruth, longtime member and Wendy Holmgren, a fellow painter in the 620 group. Wendy introduced a blog and challenge to do a self portrait every day for 30 days.

The results doing just a quick sketch or contour drawing are amazing. The creative juices start flowing.

Martha did sketches while on her cruise to Alaska in August. She has graciously allowed us to include her work in this issue of the newsletter. The sketches are expressive, whimsical and inspirational. It's a wonderful reminder that dedicating time to just sketching where we are, in the moment, can produce marvelous results.



Alaskan Cruise on The Norwegian Sun, August 16—25 (round trip from Seattle (Ketchikan, Juneau, Skagway, Icy Strait Point, Victoria, BC)



Martha's cruising compact traveling sketching/painting set-up: sketchbook, pen/marker, travel brushes & palette, cup of water for painting, gin & tonic, coffee, and cake!  
I need to paint this!!

Martha Paisley Ruth  
www.martharuth.com  
Alaskan Cruise 2023



**Martha Paisley Ruth's Compact Traveling Sketching/Painting Supplies**

If you've never painted as you travel, I highly recommend learning to be comfortable doing this. It can bring you such joy, making our travel experiences even more memorable, plus it can help you to learn better to observe and draw. All it takes is practice with DOING! At first one can feel uncomfortable, afraid of people seeing you, but once you get into the drawing, you don't notice! And people don't often bother to talk to me, or some ask if they can see, and are enthralled and so nice!

As I traveled on this cruise, I read Danny Gregory's book *An Illustrated Journey: Inspiration from the Private Art Journals of Traveling Artists, Illustrators and Designers* that Wendy Holmgren recommended. (See photo on next

page.) I was able to download it for FREE with my Amazon Prime Unlimited ebook account, but it can be purchased for \$21.10 hardcover or \$18.99 as a Kindle ebook. What a great read — 43 artists listing their supplies and how they sketch as they travel!

At left are my supplies I keep in the small zippered tote: small sizes of cut watercolor paper (140# Arches), a 6" x 9" spiral bound watercolor sketchbook, a small plastic palette (I emptied the junky watercolor and squeezed in my own). A small film container full of water and a round brush with water in the handle (TSA has NEVER discovered these!), the 3 travel brushes that Carol Sue Witt recommended to us (Amazon Travel Fuumuui Geniune Squirrel Hair Pocket Size \$16.99), Sharpie fine & fat markers, Staedtler pigment liner 0.7, Sanford Pink Pearl eraser in pencil form, Ebony graphite pencil, small sharpener, and business cards!

Above, right: I always easily carry in my small purse just the small palette, cut paper sheets, fine Sharpie and pigment liner, and water handle brush. But lately, I'm using my smart phone with a stylus and the Sketchbook app more for quickies and ease.


Martha Paisley Ruth  
www.martharuth.com  
Alaskan Cruise 2023



August 17, 2023, Staedtler Pigment Liner & watercolor sketch of couple eating breakfast in the Seven Seas Dining Room, 4"H x 6"W.



August 19, 2023, Above: Staedtler Pigment Liner sketch while waiting for bus to whale watching tour, Juneau, Alaska. Below: painted this sketch with watercolor, referring to my photo, after I got home, 4"H x 6"W.



Above: Danny Gregory's *An Illustrated Journey* book that I read on the trip!

August 17, 2023, Staedtler Pigment Liner & watercolor sketch — Martha's self-portrait in cabin #9223, 6"H x 4"W.



AUG 19, 2023 JUNEAU, ALASKA Martha Paisley Ruth



Friday, August 18, 2023, 5pm: watercolor sketch of view from cabin #9223 balcony while waiting in harbor to leave Ketchikan, Alaska port, two 6”H x 9”W pages.



Saturday, August 22, 2023, 3—5pm: watercolor sketch while observing Martini Tasting presentation in Spinnaker Lounge while cruising down Tracy Arm after viewing the Sawyer Glacier, two 6”H x 9”W pages. I first sketched with pencil and then watercolored. I may decide to touch this up with my Staedler Pigment Liner.




Wed, August, 23, 2023, noon—1pm: Sharpie ultra fine line marker sketch while observing the Fruit and Vegetable Carving Demonstration in the Spinnaker Lounge, 6”H x 9”W.



Wed, August, 23, 2023, noon—1pm: I watercolored my Sharpie ultra fine line marker drawing while continuing to observe the Fruit and Vegetable Carving Demonstration in the Spinnaker Lounge, 6”H x 9”W.



Wed, August, 23, 2023, 1–2pm: Sharpie ultra fine line marker sketch of attendees while observing the cake decorating demonstration in the Spinnaker Lounge, 6”H x 9”W.



Wed, August, 23, 2023, 1-2pm: I watercolored in my Sharpie ultra fine line marker sketch of attendees while continuing to observe the cake decorating demonstration in the Spinnaker Lounge, 6”H x 9”W.



Wed, August, 23, 2023, 3pm: drawn on my smartphone with a stylus using the Sketchbook app



Thursday, August, 24, 2023, 3pm: drawn on my smartphone with a stylus using the Sketchbook app while sitting in the 2nd floor lounge overlooking the lobby of the Empress Hotel, Victoria, British Columbia, Canada, 3”H x 6.25”W. The people in all these sketches in this document are all strangers I observed, not my husband!



Thursday, August, 24, 2023, 7pm: watercolor sketch of view from my cabin #9223 balcony overlooking the harbor area at Victoria, BC



AUG 25, 2023  
SEATTLE AIRPORT

Friday, August, 25, 2023, 10am: drawn on my smartphone with a stylus using the Sketchbook app while sitting looking out the window to the tarmac at SeaTac Airport, Seattle, Washington, 6.25"H x 3"W.

## WWG 46 Annual Fall Exhibition 2023

---

### October 1 through October 29

North Hills Gallery 7050 Village Drive, Austin Texas 78731

**September 10, Sunday 1:00 pm**—Hand deliver accepted entries to St. Michael's Episcopal Church, award selection in person by Randy Hale. Pick up after the jury process is complete, 2:00 pm.

**September 30, Saturday 10:00am**—Deliver paintings to North Hills Gallery, 7050 Village Center Dr., 78731

**October 1, Sunday 12:15**—Reception and Awards Presentation North Hills Gallery

**October 30, Sunday 11:15-12:15**—Strike

Randy Hale is the workshop instructor and juror.

Betty Jameson, *North Hills Gallery Co-Curator.*

### More Show News—From Helen Green

---

Thanks goes out to all Waterloo Members who submitted work to our 46th Annual Fall Exhibit.

The juror, Randy Hale, has made his choices and we have sent out notices. He will review work in person on September 10 at 1:00 pm to decide awards. Accepted paintings should be dropped off at St. Michael's Episcopal Church, 1500 N. Capital of Texas Hwy, Austin 78746. It is in the first building on the left.

Randy's demo doesn't start until 4:00. He requested additional prep time. The jury process should be completed by 3:00 if not sooner. Feel free to leave

paintings until the demo to avoid waiting.

We will hang the show at North Hills Gallery, 7050 Village Center Dr. on September 30, 10:00 am.

The entrance is under the canopy as you enter the parking area of North West Hills United Methodist Church. Our reception and awards presentation is Sunday, October 1, at 12:30.

This show will hang until Sunday, October 29. Pick up between 11:30 and 2:00.

Contact me if I can help in any way. Call or text Helen Green 713 385-0644.

### Bookworms—Eileen Pestorius

---

After a lengthy summer reading hiatus, we will meet on September 30th at Eileen Pestorius' home. Come on Saturday at 9:30 for refreshments and chatting, 10 for discussing two exceptional books about modern art.

Jack Flam's *Matisse and Picasso* beautifully and gracefully explores their rivalry and friendship. Picasso, a young dramatic little Spaniard, was a Surrealist darling who worked in a dilapidated Montmartre building with no gas or electricity and a few junk shop furnishings. He often painted from memory, later explored Cubism, skewed human anatomy, never quite mastered French, and became the most famous painter of the 20th century. Matisse was fourteen years older, a loner, married father of three; a native Frenchman, he painted in

an immaculate studio from the model. He went to law school but chose to paint, becoming a Fauve—a wild beast, critics said, for his audacious use of color—and showed at the Salons. His determined departure from tradition caused audiences to laugh. Both struggling artists sold to Americans, Gertrude and Leo Stein, in Paris as traditional ideas of beauty gave way to aggressive ugliness. New ways explored reality. The book follows their lives as they noticed each other, grew famous, and often competed.

*Picasso's War, How Modern Art Came to America*, by Hugh Eakins, explores the same period but is focused on not only Picasso but many others who came to our shores largely because of the upside-

*continued on page 10*

## Randy Hale Demo and Workshop—COMING SOON!

St. Michael's Episcopal Church  
1500 N Capital of TX Hwy

Free Demo: **September 10, 4pm**


Workshop: **September 11-13, (M-Th) 9am-4pm**

\$350 WWG members; \$400 non-members

We still have a couple more spaces in the workshop! Randy's plan for us includes a full day of figurative subjects, city and seascapes, and even sunflowers! Agenda follows ... we think you'll agree that this is an opportunity you won't want to miss.

### My three-day outline for Waterloo includes:

- A fun warm-up exercise guaranteed to get everyone loosened up
- A European city scape on the water, with boats
- A full day of figurative subjects
- A wet-in-wet seascape with crashing waves
- A fun floral treatment of sunflowers
- We'll wrap things up on the last afternoon with a 30 minute show & tell + critique
- I ask each participant to select one piece for me to review from the six paintings each of them will have done during the workshop



I also cut up a number of my old purged paintings to make table tent name tags (about 5x7) for each participant ahead of time and send my newsletter to each participant. My newsletters always include timely painting tips and new work each month.

I am looking forward to seeing you soon!






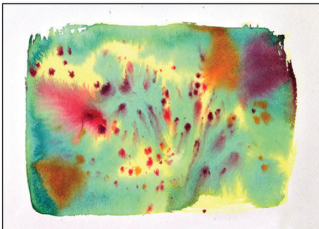
## One-Day Workshops—Sue Kemp

**September 23**—*Carol Sue Witt's* workshop is half full, so sign up now to reserve your spot. It's always enjoyable to paint with fellow watercolor artists and try new approaches. Invite your friends! <https://waterloowatercolor.org/events/category/workshop/>

**October 14**—*Janet Brooks* plans to focus on basic techniques and how to incorporate them into your painting. Use the Events/workshop link above to find out more. Classes are limited to 12 students, so don't wait!

### TECHNIQUES INCLUDE:

wet in wet – wet on dry – dry on wet – dry brush – edge shading – washes, flat and graduated – blotting & lifting – salting – spattering



### Want to paint some "Juicy Fruit", with Carol Sue Witt?

**When:** Saturday, September 23, 10:00- 4:00

**What:** The sketch will be provided as well as step-by-step instructions on each technique and detail to complete this painting in watercolor.

Learn reflection, shadowing, design, color blending and how to make this rich black background.

A supply list will be sent.

(Beginners over 15 and advanced painters are welcome)

**November 11**—*Rashmi Thakur* takes us into the world of tigers with lots of tips for painting animals.

## News from Waterloo Members—

From Eddie Sutherland

I was recently notified that my watercolor painting, "Georgetown Coffee House" was accepted into the 2023 Bosque Art Classic. The image on the right is the painting which is of the coffee shop on the north side of the Williamson County courthouse. I took the reference photo of two gentlemen enjoying their morning coffee outside the coffee house. This is a great scene of two people relaxing while they visit over their coffee. The bright red sweater was great too. The effect of the sun and shadow on the buildings including the red bricks and the black awning made it a great subject for painting in watercolor. Georgetown has so many great buildings and streets that make great subjects for paintings.



From Steffani Powell, an interesting article:

### What Makes Art Meaningful?

*A deep dive into museum visitors' lived experiences.*

#### KEY POINTS

Aesthetic cognitivism argues that art builds new understandings.

Experts and viewers describe immersive positive and unpleasant emotion, and transformative effects of art.

Meaningful art inspires insights about oneself, others, artists, and the creative process.


<https://www.psychologytoday.com/us/blog/creativity-the-art-and-science/202308/what-makes-art-meaningful>

*Bookworms continued from page 7*

down world caused by world war. John Quinn was a Wall Street lawyer who set out to acquire a Picasso collection in the '20's. He met Alfred Barr, the very young new director of MOMA who shared his enthusiasm for modern art even as critics guffawed. Paris and New York scenes, lawyers, Nazis, u-boats, and artists of every ilk are included in this book as slowly the Old World art leaders and their work perilously came to the New.

Both books are highly recommended and well written. All members are welcome, and encouraged to have finished at least one of the books. Happy reading!

## And now for your moment of inspiration from Randy Hale



*West is a relative term. It can be a location. It can be a lifestyle. It can be a state of mind.*

*My work, and my entire approach to living, emerged from a landscape which shaped a bigger-than-life way of thinking. Western art can be many things, but the soul of my work was born of those intuitive sensibilities that assure us anything-is-possible.*

*May my paintings feed your soul! Randy Hale*

## 2022 WWG Board of Directors

<b>President</b>	Colette Sirhal
<b>Vice President</b>	Dan Spanton
<b>Secretary</b>	Susan Dunning
<b>Treasurer</b>	Beth Fox
<b>Directors, shows</b>	Helen Green, Jen Polnaszek
<b>Directors, long workshops</b>	Kathleen Stafford, Lonnie Swanson
<b>Directors, 1-day workshops</b>	Sue Kemp, Carol McCollum
<b>Director, Activities</b>	Janet Fulk
<b>Membership</b>	Amanda Green
<b>Newsletter</b>	Priscilla Wicker
<b>Website</b>	Sandra Carlton
<b>North Hills Gallery</b>	Betty Jameson
<b>Past President</b>	Leslie Kjellstrand

## We welcome new members

We are a non-profit group interested in the advancement of watercolor and other water-based media as an art form. Whether you are a beginning painter or a seasoned one, we invite you to join our group.

Look for us on the web, [waterloowatercolor.org](http://waterloowatercolor.org). If you are interested in joining, you can find an application on our website.

# Wet Paint

is a monthly publication of Waterloo Watercolor Group in Austin, Texas. To submit news to the newsletter, email [president@waterloowatercolor.org](mailto:president@waterloowatercolor.org)

Also, visit our Facebook page. Open to all.